 Download 10 FREE images from Shutterstock's world-class library with a 1-month free trial.

This website or its third-party tools use cookies, which are necessary to achieve the best experience possible on our website.

By closing this banner, clicking a link or continuing to browse otherwise, you agree to the use of cookies.





































I AGREE


















































There are 179 countries listed with a forecast for 2025. Click on the icons to sort the list.

This website is non-profit, built on spare time and we provide our information and services AS IS without further explanations and/or guarantees. We are not linked to any government. Take into account that the forecast is nothing more than a game of numbers whether flawed or correct based upon some speculative assumptions.

Disclaimer below*


















































Switch to [List of Countries 2019](#)














































1	 China	1,358	\$24,238	\$309	\$17,843	
2	 India	1,341	\$7,320	\$110	\$5,456	
3	 Russia	141	\$6,177	\$186	\$43,557	
4	 Brazil	210	\$3,241	\$37	\$15,412	
5	 Indonesia	267	\$2,608	\$14	\$9,766	
6	 Japan	103	\$2,431	\$17	\$23,593	
7	 Mexico	124	\$1,711	\$6.1	\$13,724	
8	 United States of America	99	\$1,630	\$32	\$16,374	
9	 Pakistan	218	\$1,179	\$26	\$5,389	
10	 Iran	81	\$1,174	\$18	\$14,325	
11	 Thailand	64	\$1,126	\$11	\$17,333	
12	 Egypt	105	\$1,107	\$14	\$10,514	
13	 Malaysia	33	\$1,031	\$10	\$30,920	
14	 Nigeria	187	\$1,012	\$5	\$5,406	
15	 Philippines	117	\$960	\$8.3	\$8,207	
16	 Italy	43	\$945	\$12	\$21,600	
17	 Turkey	71	\$833	\$9.8	\$11,653	
18	 Saudi Arabia	25	\$806	\$36	\$31,873	
19	 Colombia	49	\$806	\$18	\$16,388	
20	 Netherlands	16	\$797	\$9.7	\$47,451	
21	 South Korea	37	\$775	\$13	\$20,902	
22	 France	39	\$718	\$10	\$18,368	
23	 Vietnam	99	\$669	\$11	\$6,762	
24	 Canada	26	\$663	\$6.4	\$25,208	
25	 Taiwan	18	\$647	\$7.3	\$34,942	
26	 Argentina	41	\$640	\$4.3	\$15,621	
27	 Poland	33	\$599	\$6.1	\$18,036	
28	 Bangladesh	178	\$565	\$4.5	\$3,173	
29	 Iraq	33	\$514	\$2.1	\$15,235	
30	 Romania	21	\$484	\$4.4	\$23,041	
31	 Algeria	43	\$483	\$13	\$11,078	
32	 Chile	18	\$482	\$7.9	\$26,665	
33	 Germany	28	\$413	\$2.9	\$14,704	
34	 South Africa	45	\$400	\$2.3	\$8,725	
35	 Spain	27	\$388	\$2.1	\$13,986	
36	 Peru	31	\$386	\$3	\$12,101	

37	 Kazakhstan	18	\$315	\$1.9	\$17,404
38	 Czechia	9.9	\$302	\$2.1	\$30,589
39	 Morocco	33	\$298	\$7.1	\$8,853
40	 Australia	15	\$280	\$2.8	\$18,441
41	 Myanmar	58	\$278	\$5	\$4,749
42	 Venezuela	29	\$267	\$1.7	\$9,132
43	 Hungary	9.4	\$258	\$1.5	\$27,587
44	 Singapore	5	\$252	\$4.2	\$50,863
45	 Sri Lanka	22	\$241	\$3.7	\$10,577
46	 Ethiopia	100	\$238	\$1.3	\$2,369
47	 Finland	5.3	\$215	\$3.6	\$40,857
48	 Belgium	8.1	\$207	\$1.9	\$25,767
49	 Kenya	50	\$180	\$2.1	\$3,595
50	 Dominican Republic	11	\$177	\$0.7	\$15,766
51	 Portugal	8.1	\$172	\$2.2	\$21,230
52	 Sudan	40	\$168	\$2.8	\$4,149
53	 Austria	6.2	\$167	\$1.1	\$26,908
54	 Afghanistan	33	\$165	\$6.3	\$4,924
55	 Ukraine	31	\$164	\$2.4	\$5,188
56	 Uzbekistan	30	\$164	\$3.2	\$5,389
57	 Ecuador	15	\$164	\$2.7	\$10,599
58	 Azerbaijan	9.6	\$158	\$4.9	\$16,456
59	 Sweden	7.2	\$157	\$1.4	\$21,958
60	 Slovakia	5.1	\$147	\$1.1	\$29,069
61	 Switzerland	5.3	\$144	\$0.7	\$27,124
62	 United Kingdom	14	\$131	\$1.4	\$9,068
63	 Greece	8.1	\$129	\$2	\$16,105
64	 Bulgaria	6.1	\$127	\$1.2	\$20,767
65	 Angola	19	\$125	\$4.1	\$6,437
66	 United Arab Emirates	4.7	\$124	\$4.8	\$26,651
67	 Lebanon	6.6	\$120	\$3.3	\$18,333
68	 Oman	3.6	\$119	\$7.4	\$33,011
69	 Norway	3.8	\$115	\$1.5	\$30,188
70	 Guatemala	16	\$112	\$0.3	\$6,630
71	 Tanzania	42	\$111	\$0.8	\$2,611
72	 Cuba	10	\$110	\$3.2	\$10,190
73	 Cote d'Ivoire	25	\$104	\$1.1	\$4,092
74	 Ghana	27	\$100	\$0.3	\$3,590
75	 Denmark	3.8	\$94	\$1	\$25,057
76	 Cameroon	24	\$94	\$0.9	\$3,872
77	 Qatar	1.8	\$91	\$3.4	\$51,731
78	 Belarus	7.9	\$86	\$0.5	\$10,968
79	 Turkmenistan	5.6	\$82	\$1.5	\$14,774
80	 Bolivia	11	\$82	\$0.8	\$6,846
81	 Kuwait	2.4	\$81	\$2.9	\$34,104
82	 Nepal	33	\$81	\$0.8	\$2,421
83	 Panama	3.8	\$79	\$0.4	\$20,694
84	 Costa Rica	5.2	\$78	\$	\$15,199
85	 Tunisia	10	\$77	\$0.6	\$7,258

30%

40%

86	 Lithuania	2.7	\$73	\$0.6	\$27,174
87	 Croatia	3.8	\$70	\$0.7	\$18,850
88	 Cambodia	17	\$69	\$0.9	\$3,998
89	 Uganda	36	\$68	\$0.7	\$1,877
90	 Serbia	6	\$63	\$0.6	\$10,717
91	 Democratic Republic of Congo	81	\$63	\$0.7	\$776
92	 Jordan	6.9	\$62	\$1.6	\$9,144
93	 Paraguay	7.2	\$62	\$0.7	\$8,679
94	 Syria	16	\$61	\$4.4	\$3,812
95	 Yemen	27	\$59	\$1.3	\$2,172
96	 New Zealand	3.3	\$48	\$0.3	\$14,711
97	 Slovenia	1.7	\$47	\$0.4	\$27,708
98	 Israel	4	\$46	\$1.7	\$11,798
99	 Zambia	15	\$44	\$0.4	\$2,886
100	 Senegal	14	\$44	\$0.5	\$3,066
101	 Laos	7.7	\$44	\$0.1	\$5,844
102	 Latvia	1.8	\$43	\$0.4	\$24,795
103	 El Salvador	5.3	\$42	\$0.3	\$7,965
104	 Honduras	9.8	\$42	\$0.3	\$4,282
105	 Gabon	1.9	\$41	\$0.4	\$21,794
106	 Mali	16	\$40	\$0.5	\$2,472
107	 Burkina Faso	18	\$40	\$0.4	\$2,209
108	 Republic of the Congo	5.3	\$37	\$0.6	\$7,128
109	 Botswana	2.3	\$36	\$0.6	\$16,155
110	 Georgia	4.7	\$36	\$0.6	\$7,770
111	 Bosnia and Herzegovina	3.6	\$35	\$0.3	\$9,756
112	 Albania	2.8	\$35	\$0.3	\$12,485
113	 Rwanda	12	\$33	\$0.3	\$2,572
114	 Brunei Darussalam	0.4	\$32	\$0.6	\$73,859
115	 Mozambique	26	\$31	\$0.2	\$1,229
116	 Chad	12	\$31	\$0.5	\$2,538
117	 Uruguay	2.8	\$30	\$0.5	\$10,761
118	 Mongolia	3.1	\$30	\$0.2	\$9,772
119	 Madagascar	24	\$28	\$0.1	\$1,139
120	 Nicaragua	6.2	\$27	\$0.1	\$4,466
121	 North Macedonia	1.9	\$27	\$0.2	\$14,380
122	 Benin	10	\$27	\$0.2	\$2,600
123	 Tajikistan	9.2	\$25	\$0.2	\$2,732
124	 Papua New Guinea	7.6	\$23	\$0.1	\$3,065
125	 Mauritius	1.4	\$23	\$0	\$17,566
126	 Niger	17	\$23	\$0.4	\$1,321
127	 Jamaica	2.8	\$21	\$0.1	\$7,612
128	 Zimbabwe	14	\$21	\$0.3	\$1,492
129	 Estonia	0.9	\$20	\$0.4	\$21,806
130	 Namibia	2.3	\$20	\$0.5	\$8,550
131	 Armenia	2.9	\$20	\$0.5	\$6,938
132	 Bahrain	0.8	\$17	\$0.4	\$20,778
133	 Ireland	1.3	\$16	\$0	\$12,355
134	 Trinidad and Tobago	1	\$16	\$0.1	\$16,041

135	 Cyprus	0.8	\$15	\$0.2	\$19,087
136	 Equatorial Guinea	0.7	\$15	\$0	\$22,236
137	 Kyrgyzstan	5.8	\$14	\$0.1	\$2,455
138	 Mauritania	3.8	\$14	\$0.4	\$3,715
139	 Guinea	11	\$13	\$0.1	\$1,137
140	 Malawi	17	\$13	\$0.1	\$789
141	 Togo	7.5	\$13	\$0.2	\$1,860
142	 Libya	3.3	\$11	\$	\$3,513
143	 Montenegro	0.6	\$11	\$0.1	\$18,861
144	 Timor-Leste	1.4	\$11	\$0.2	\$8,360
145	 Haiti	9.4	\$10	\$	\$1,152
146	 Burundi	10	\$9.9	\$0.2	\$941
147	 Moldova	2.8	\$9.5	\$0	\$3,463
148	 Eswatini	1.4	\$9.5	\$0.1	\$6,989
149	 Sierra Leone	5.9	\$8.2	\$0	\$1,390
150	 Suriname	0.5	\$7.4	\$0	\$13,621
151	 Fiji	0.9	\$7.1	\$0.1	\$7,847
152	 Eritrea	6	\$6.3	\$0.2	\$1,046
153	 Guyana	0.7	\$6.3	\$0.1	\$8,679
154	 Malta	0.3	\$6.2	\$0	\$21,156
155	 Maldives	0.4	\$6.2	\$0.1	\$15,824
156	 Bhutan	0.8	\$5.9	\$	\$7,515
157	 Bahamas	0.3	\$5	\$	\$18,312
158	 Cape Verde	0.6	\$4.4	\$0	\$7,725
159	 Somalia	9.9	\$4.3	\$	\$430
160	 Central African Republic	6	\$4.2	\$0	\$694
161	 Djibouti	0.9	\$4.1	\$0.1	\$4,653
162	 Luxembourg	0.2	\$3.9	\$0	\$19,402
163	 Lesotho	1.7	\$3.6	\$0	\$2,057
164	 Guinea-Bissau	2	\$3.6	\$0.1	\$1,821
165	 Barbados	0.2	\$3	\$	\$12,857
166	 Iceland	0.2	\$2.8	\$0	\$14,185
167	 Belize	0.4	\$2.7	\$0	\$7,671
168	 Gambia	2	\$2.6	\$0	\$1,303
169	 Liberia	3.8	\$2.4	\$0	\$627
170	 Grenada	0.1	\$1.9	\$	\$17,098
171	 Comoros	0.9	\$1.8	\$0	\$2,020
172	 Solomon Islands	0.7	\$1.8	\$0	\$2,734
173	 Saint Lucia	0.1	\$1.4	\$	\$10,978
174	 Samoa	0.2	\$1.4	\$	\$7,124
175	 Saint Vincent and the Grenadines	0.1	\$1.3	\$	\$12,884
176	 Sao Tome and Principe	0.2	\$0.8	\$	\$3,418
177	 Tonga	0.1	\$0.7	\$	\$6,645
178	 Kiribati	0.1	\$0.4	\$	\$3,483
179	 Micronesia	0.1	\$0.3	\$	\$3,282

Disclaimer*

In 2014 we published a disclaimer about the forecast. In six years the scenario has changed dramatically. This new disclaimer is meant to single out the situation from 2020 onwards. Talking about the United States and the European Union as separated entities no longer makes sense. Both are the Western block, keep printing money and will share the same fate.

After COVID we can draw two major conclusions:

1. The Western world success model has been built over societies with no resilience that can barely withstand any hardship, even a low intensity one. It was assumed but we got the full confirmation beyond any doubt.
2. The COVID crisis will be used to extend the life of this dying economic system through the so called Great Reset.

The Great Reset, like the climate change, extinction rebellion, planetary crisis, green revolution, shale oil (...) hoaxes promoted by the system; is another attempt to slow down dramatically the consumption of natural resources and therefore extend the lifetime of the current system. It can be effective for awhile but finally won't address the bottom-line problem and will only delay the inevitable. The core ruling elites hope to stay in power which is in effect the only thing that really worries them.

The collapse of the Western financial system - and ultimately the Western civilization - has been the major driver in the forecast along with a confluence of crisis with a devastating outcome. As COVID has proven Western societies embracing multiculturalism and extreme liberalism are unable to deal with any real hardship. The Spanish flu one century ago represented the death of 40-50 million people. Today the world's population is four times greater with air travel in full swing which is by definition a super spreader. The death casualties in today's World would represent 160 to 200 million in relative terms but more likely 300-400 million taking into consideration the air travel factor that did not exist one century ago. So far, COVID death toll is roughly 1 million people. It is quite likely that the economic crisis due to the lockdowns will cause more deaths than the virus worldwide.

The Soviet system was less able to deliver goodies to the people than the Western one. Nevertheless Soviet society was more compact and resilient under an authoritarian regime. That in mind, the collapse of the Soviet system wiped out 10 percent of the population. The stark reality of diverse and multicultural Western societies is that a collapse will have a toll of 50 to 80 percent depending on several factors but in general terms the most diverse, multicultural, indebted and wealthy (highest standard of living) will suffer the highest toll. The only glue that keeps united such aberrant collage from falling apart is overconsumption with heavy doses of bottomless degeneracy disguised as virtue. Nevertheless the widespread censorship, hate laws and contradictory signals mean that even that glue is not working any more. Not everybody has to die migration can also play a positive role in this.

The formerly known as second and third world nations are an unknown at this point. Their fate will depend upon the decisions they take in the future. Western powers are not going to take over them as they did in the past because these countries won't be able to control their own cities far less likely countries that are far away. If they remain tied to the former World Order they will go down along Western powers but won't experience the brutal decline of the late because they are poorer and not diverse enough but rather quite homogenous used to deal with some sort of hardship but not precisely the one that is coming. If they switch to China they can get a chance to stabilize but will depend upon the management of their resources.

We expected this situation to unfold and actually is unfolding right now with the November election triggering a major bomb if Trump is re-elected. If Biden is elected there will very bad consequences as well. There is a lot of bad blood in the Western societies and the protests, demonstrations, rioting and looting are only the first symptoms of what is coming. However a new trend is taking place overshadowing this one.

The situation between the three great powers has changed dramatically. The only relevant achievement of the Western powers during the past decade has been the formation of a strategic alliance, both military and economic, between Russia and China. Right now the potential partnership between Russia and the European Union (EU) is dead with Russia turning definitively towards China. That was from the beginning the most likely outcome. Airbus never tried to establish a real partnership but rather a strategy to fade away the Russian aerospace industry. Actually Russia and China have formed a new alliance to build a long haul airliner. Western Europe (not to mention the United States) was never interested in the development of Russia or forming anything other than a master slave relationship with Russia providing raw materials and toeing the line of the West. It was clear then and today is a fact.

Russia has been preparing for a major war since 2008 and China has been increasing her military capabilities for the last 20 years. Today China is not a second tier power compared with the United States. Both in military and economic terms China is at the same level and in some specific areas are far ahead. In the domain of high-tech 5G has been a success in the commercial realm but the Type 055 destroyer is also another breakthrough with the US gaining a similar capability (DDG 51 Flight III) by mid of this decade (more likely by 2030). Nanchang, the lead ship of the Type 055 class, was commissioned amid the pandemic and lockdown in China.

Six years ago the likelihood of a major war was tiny. Since then it has grown steadily and dramatically and today is by far the most likely major event in the 2020s. The ultimate conflict can come from two ways. A conventional conflict involving at least two major powers that escalates into an open nuclear war. A second scenario is possible in the 2025-2030 timeframe. A Russian sneak first strike against the United States and its allies with the new S-500, strategic missile defenses, Yasen-M submarines, INF Zircon and Kalibr missiles and some new space asset playing the key role. The sneak first strike would involve all Russian missile strategic forces branches (bombers and ground-based missiles) at the different stages of such attack that would be strategic translation of what was seen in Syria in November 2015. There was no report that the Russian had such a capability of launching a high precision, multiple, combined arms attack at targets 2,000+ kilometers away. Western intelligence had no clue. The irony is that since the end of the Cold War the United States has been maneuvering through NATO to achieve a position to execute a first strike over Russia and now it seems that the first strike may occur but the country finished would be the United States.

Another particularity of the Western system is that its individuals have been brainwashed to the point that the majority accept their moral high ground and technological edge as a given. This has given the rise of the supremacy of the emotional arguments over the rational ones which are ignored or deprecated. That mindset can play a key role in the upcoming catastrophic events. At least in the Soviet system the silent majority of the people were aware of the fallacies they were fed up. We can see the United States claims about 5G being stolen from them by China or hypersonic technology being stolen by Russia as the evidence that the Western elites are also infected by that hubris. Over the next decade it will become obvious that the West is falling behind the Russia-China block and the malaise might grow into desperation. Going to war might seem a quick and easy solution to restore the lost hegemony to finally find them into a France 1940 moment. Back then France did not have nuclear weapons to turn a defeat into a victory. The West might try that swap because the unpleasant prospect of not being Mars and Venus but rather a bully and his dirty bitch running away in fear while the rest of the world is laughing at them.

If there is not a dramatic change of course the world is going to witness the first nuclear war. The Western block collapse may come before, during or after the war. It does not matter. A nuclear war is a game with billions of casualties and the collapse plays in the hundreds of millions.

This website is non-profit, built on spare time and we provide our information and services AS IS without further explanations and/or guarantees. We are not linked to any government. Take into account that the forecast is nothing more than a game of numbers whether flawed or correct based upon some speculative assumptions.

Friday, September 25th, 2020